

Mini-Excavator

AX17u-6A / AX26u-6A

SAFETY

- Operate safely in accordance with the proper operation manual.
- To prevent troubles and accidents, make sure to perform daily and preventive maintenance checks.

AIRMAN®

HOKUETSU INDUSTRIES CO., LTD.

8th Floor Shinjuku San-Ei Bldg,
22-2 Nishi-Shinjuku 1-Chome, Shinjuku-ku, Tokyo 160-0023 Japan
Tel: 81-3-3348-7281 Fax: 81-3-3348-7289
E-mail: airman.oversea@airman.co.jp
<http://www.airman.co.jp>

AIRMAN ASIA SDN. BHD.

Suite A-8-2, level 8, Block A, Sky Park @ One City,
Jalan USJ 25/1, 47650 Subang Jaya, Selangor, Malaysia
Tel: 60-3-5036-7228 Fax: 60-3-5036-7226
E-mail: sales@airman-asia.com


HOKUETSU INDUSTRIES EUROPE B.V.

Aalsmeerderdijk 156, 1438 AX Oude Meer, The Netherlands
Tel: 31-20-6462636 Fax: 31-20-6462191
E-mail: info@hokuetsu.nl

AIRMAN USA CORPORATION

55 International Parkway, Adairsville, GA 30103, USA
Tel: 1-678-800-7070 Fax: 1-770-769-4335

DISTRIBUTOR :



HOKUETSU INDUSTRIES CO., LTD.

Mini-Excavator AX17U-6A

Engine Rated Power : 10.6 kW (14.2 HP)
 Operating Weight : Canopy 1 880 kg
 Backhoe Bucket : ISO Heaped : 0.044 m³

High Performance



Neutral Engine Start System

The engine cannot start unless the shut-off lever is in the lock position for safe operation.




Hydraulic Pilot Control

Hydraulic pilot control levers provide light, smooth control of the front, blade, swing and travel. The levers are ergonomically arranged for easier and less tiring operation.

Adjustable Crawlers and Blade

Tracks can be extended and retracted by control lever: retracted for truck transport and easy access to narrow job sites; and extended for surefooted excavation.



ROPS/OPG (TOP Guard) 3-Pillar Canopy

The rugged 3-pillar canopy effectively protects the operator against tipping and is ruggedly designed in accordance with the ROPS* standard. All models are protected with an OPG** top guard against falling objects.

*Roll-Over Protective Structure
 **Operator Protective Guard



Easy Maintenance

Vertically Sliding Engine Cover

The upright engine cover, upgraded from the conventional model, slides vertically with less rearward projection for ease of maintenance in confined spaces.



Easy Access for Engine Maintenance

With the seat tilted up, the top of engine is exposed for easy maintenance.



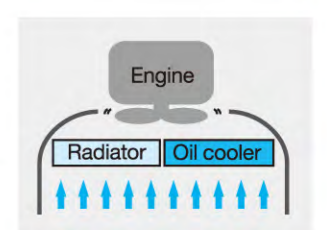
Enlarged Refuel Port

Large fuel port has been fitted as per larger Airman models for quick filling.



Easy Clean Radiator

The radiator and oil cooler are arranged side by side for easy cleaning. Ventilation ports on the radiator cover are enlarged for more efficient cooling.



Mini-Excavator AX26U-6A

Engine Rated Power : 14.5 kW (19.4 HP)
 Operating Weight : Canopy 2 630 kg
 Cab 2 770 kg
 Backhoe Bucket : ISO Heaped : 0.08 m³

High Performance



Notes: These specifications are for 4-pillar canopy, 1.17 m arm, extra piping, 0.08 m³ bucket and 300 mm rubber shoes.

Neutral Engine Start System

The engine cannot start unless the shut-off lever is in the lock position for safe operation.



Hydraulic Pilot Control

Hydraulic pilot control levers provide light, smooth control of the front, blade, swing and travel. The levers are ergonomically arranged for easier and less tiring operation.



ROPS/OPG (TOP Guard) Cab and 4-pillar Canopy

The rugged cab and 4-pillar canopy effectively protects the operator against tipping and are ruggedly designed in accordance with the ROPS* standard. All models are protected with an OPG** top guard against falling objects.

*Roll-Over Protective Structure **Operator Protective Guard

Easy Maintenance



Vertically Sliding Engine Cover

The upright engine cover, upgraded from the conventional model, slides vertically with less rearward projection for ease of maintenance in confined spaces.



Enlarged Refuel Port

Large fuel port has been fitted as per larger Airman models for quick filling.



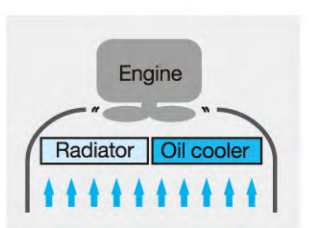
Easy Access for Engine Maintenance

With the seat tilted up, the top of engine is exposed for easy maintenance.



Easy Clean Radiator

The radiator and oil cooler are arranged side by side for easy cleaning. Ventilation ports on the radiator cover are enlarged for more efficient cooling.



SPECIFICATIONS AX17u

ENGINE

Model	3TNV70
Type	Water-cooled, 4-cycle, swirl combustion chamber injection type diesel engine
No. of cylinders	3
Rated power	
ISO 9249, net	10.6 kW (14.2 HP) at 2 400 min ⁻¹ (rpm)
EEC 80/1269, net	10.6 kW (14.2 HP) at 2 400 min ⁻¹ (rpm)
SAE J1349, net	10.6 kW (14.2 HP) at 2 400 min ⁻¹ (rpm)
Maximum torque	48.8 Nm (49.8 kgfm) at 1 800 min ⁻¹ (rpm)
Piston displacement	0.854 L
Bore and stroke	70 mm x 74 mm
Batteries	1 x 12 V / 36 Ah

HYDRAULIC SYSTEM

Hydraulic Pumps

Main pumps	2 variable displacement axial piston pumps
Maximum oil flow	2 x 19.2 L/min
	1 x 10.8 L/min
Pilot pump	1 gear pump
Maximum oil flow	6.5 L/min

Hydraulic Motors

Travel	2 variable displacement axial piston motors
Swing	1 gear motor

Relief Valve Settings

Implement circuit	20.6 MPa (210 kgf/cm ²)
Swing circuit	13.7 MPa (140 kgf/cm ²)
Travel circuit	20.6 MPa (210 kgf/cm ²)
Pilot circuit	3.9 MPa (40 kgf/cm ²)

Hydraulic Cylinders

	Quantity	Bore	Rod diameter	Stroke
Boom (3-Pillar canopy)	1	60 mm	35 mm	435 mm
Arm	1	55 mm	30 mm	406 mm
Bucket	1	55 mm	30 mm	311 mm
Blade	1	65 mm	35 mm	94 mm
Boom swing	1	60 mm	30 mm	298 mm
Span	1	50 mm	30 mm	312 mm

UPPERSTRUCTURE

Swing Device

The axial piston motor with planetary reduction gear is bathed in oil and the swing circle is single-row. The swing parking brake is of the spring-set/hydraulic-released disc type.

Swing speed	9.4 min ⁻¹ (rpm)
Swing torque	1.7 kNm (173 kgfm)

BUCKET AND ARM DIGGING FORCE

	Arm length	0.93 m
Bucket digging force ISO		16.0 kN (1 630 kgf)
Bucket digging force SAE : PCSA		12.5 kN (1 270 kgf)
Arm crowd force ISO		8.6 kN (880 kgf)
Arm crowd force SAE : PCSA		7.9 kN (810 kgf)

BACKHOE ATTACHMENTS

Boom and arm are of welded, box-section design. A 1.82m boom and 0.93 m arm are available.

Buckets

Capacity	Width		No. of teeth	Weight	Recommendation
	Without side cutters	With side cutters			
ISO heaped					Arm 0.93 m
0.020 m ³	250 mm	300 mm	3	37.0 kg	○
0.035 m ³	300 mm	350 mm	3	40.0 kg	○
0.040 m ³	350 mm	400 mm	3	42.0 kg	○
0.044 m ³	400 mm	450 mm	3	44.0 kg	○
0.050 m ³	450 mm	500 mm	3	47.0 kg	□

○ Suitable for materials with density of 2 000 kg/m³ or less □ Suitable for materials with density of 1 600 kg/m³ or less

UNDERCARRIAGE

Tracks

Tractor-type undercarriage. Welded track frame using selected materials. Side frame extended by cylinder span.

Numbers of Rollers on Each Side

Lower rollers	3
---------------	---

Travel Device

Each track driven by a 2-speed axial piston motor. Parking brake is of the spring-set/hydraulic-released disc type.

Travel speeds	High : 0 to 4.2 km/h
	Low : 0 to 2.4 km/h

Maximum traction force ... 11.4 kN (1 160 kgf)

Gradeability 47% (25 degree) continuous

SERVICE REFILL CAPACITIES

Fuel tank	20.0 L
Engine coolant	2.7 L
Engine oil	3.1 L
Travel device (each side)	0.25 L
Hydraulic system	26.0 L
Hydraulic oil tank	14.0 L

WEIGHTS AND GROUND PRESSURE

Operating Weight and Ground Pressure

3-PILLAR CANOPY
Including 1.82 m boom and 0.044 m³ bucket (ISO heaped) heavier counterweight 240 kg and extra piping.

Shoe type	Shoe width	Arm length	kg	kPa(kgf/cm ²)
Rubber shoe	230 mm	0.93 m	1 880 *	28.7 (0.29)

* Operating weight fully serviced, +80 kg operator ISO 6016.

3-PILLAR CANOPY

Including 1.82 m boom and 0.044 m³ bucket (ISO heaped) counterweight 120 kg and extra piping.

Shoe type	Shoe width	Arm length	kg	kPa(kgf/cm ²)
Rubber shoe	230 mm	0.93 m	1 760 *	26.6 (0.27)

* Operating weight fully serviced, +80 kg operator ISO 6016.

LIFTING CAPACITIES (Without bucket) AX17u

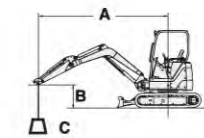
Notes: 1. Ratings are based on ISO 10567.

2. Lifting capacity does not exceed 75% of tipping load with the machine on firm, level ground or 87% full hydraulic capacity.

3. The load point is the center-line of the bucket pivot mounting pin on the arm.

4. *Indicates load limited by hydraulic capacity.

5. 0 m = Ground.



A: Load radius
B: Load point height
C: Lifting capacity

For lifting capacities, subtract bucket and quick hitch weight from lifting capacities without bucket.

AX17u-6A 3-Pillar Canopy Version, Blade above Ground

Rating over-front Rating over-side or 360 degrees Unit: 1 000 kg

Conditions	Load point height m	Load radius						At max. reach		
		1.0 m		2.0 m		3.0 m		meter		
		Rating over-front	Rating over-side or 360 degrees	Rating over-front	Rating over-side or 360 degrees	Rating over-front	Rating over-side or 360 degrees			
Boom 1.82 m Arm 0.93 m Heavier counterweight 240 kg Rubber shoe 230 mm	2							0.30	0.29	2.98
	1			0.52	0.49	0.29	0.28	0.26	0.24	3.27
	0 (Ground)			0.50	0.46	0.28	0.27	0.26	0.25	3.15
	-1	*1.12	*1.12	0.50	0.46			0.35	0.33	2.58

AX17u-6A 3-Pillar Canopy Version, Blade on Ground

Rating over-front Rating over-side or 360 degrees Unit: 1 000 kg

Conditions	Load point height m	Load radius						At max. reach		
		1.0 m		2.0 m		3.0 m		meter		
		Rating over-front	Rating over-side or 360 degrees	Rating over-front	Rating over-side or 360 degrees	Rating over-front	Rating over-side or 360 degrees			
Boom 1.82 m Arm 0.93 m Heavier counterweight 240 kg Rubber shoe 230 mm	2							*0.40	0.29	2.98
	1			*0.70	0.49	*0.44	0.28	*0.41	0.24	3.27
	0 (Ground)			*0.81	0.46	*0.46	0.27	*0.42	0.25	3.15
	-1	*1.12	*1.12	*0.63	0.46			*0.42	0.33	2.58

AX17u-6A 3-Pillar Canopy Version, Blade above Ground

Rating over-front Rating over-side or 360 degrees Unit: 1 000 kg

Conditions	Load point height m	Load radius						At max. reach		
		1.0 m		2.0 m		3.0 m		meter		
		Rating over-front	Rating over-side or 360 degrees	Rating over-front	Rating over-side or 360 degrees	Rating over-front	Rating over-side or 360 degrees			
Boom 1.82 m Arm 0.93 m Counterweight 120 kg Rubber shoe 230 mm	2							0.26	0.25	2.98
	1			0.45	0.42	0.25	0.23	0.22	0.21	3.27
	0 (Ground)			0.42	0.39	0.24	0.22	0.22	0.21	3.15
	-1	*1.12	*1.12	0.42	0.39			0.30	0.28	2.58

AX17u-6A 3-Pillar Canopy Version, Blade on Ground

Rating over-front Rating over-side or 360 degrees Unit: 1 000 kg

Conditions	Load point height m	Load radius						At max. reach		
		1.0 m		2.0 m		3.0 m		meter		
		Rating over-front	Rating over-side or 360 degrees	Rating over-front	Rating over-side or 360 degrees	Rating over-front	Rating over-side or 360 degrees			
Boom 1.82 m Arm 0.93 m Counterweight 120 kg Rubber shoe 230 mm	2							*0.40	0.25	2.98
	1			*0.70	0.42	*0.44	0.23	*0.41	0.21	3.27
	0 (Ground)			*0.81	0.39	*0.46	0.22	*0.42	0.21	3.15
	-1	*1.12	*1.12	*0.63	0.39			*0.42	0.28	2.58

SPECIFICATIONS AX26u

ENGINE

Model	3TNV76
Type	Water-cooled, 4-cycle, swirl combustion chamber injection type diesel engine
No. of cylinders	3
Rated power	
ISO 9249, net	14.5 kW (19.4 HP) at 2 500 min ⁻¹ (rpm)
EEC 80/1269, net	14.5 kW (19.4 HP) at 2 500 min ⁻¹ (rpm)
SAE J1349, net	14.5 kW (19.4 HP) at 2 500 min ⁻¹ (rpm)
Maximum torque	64.1 Nm (6.5 kgfm) at 1 800 min ⁻¹ (rpm)
Piston displacement	1.115 L
Bore and stroke	76 mm x 82 mm
Batteries	1 x 12 V / 36 Ah

HYDRAULIC SYSTEM

Hydraulic Pumps

Main pumps	2 variable displacement axial piston pumps 1 gear pump
Maximum oil flow	2 x 30.0 L/min 1 x 16.3 L/min
Pilot pump	1 gear pump
Maximum oil flow	6.8 L/min

Hydraulic Motors

Travel	2 variable displacement axial piston motors
Swing	1 gear motor

Relief Valve Settings

Implement circuit	24.5 MPa (250 kgf/cm ²)
Swing circuit	18.6 MPa (190 kgf/cm ²)
Travel circuit	24.5 MPa (250 kgf/cm ²)
Pilot circuit	3.9 MPa (40 kgf/cm ²)

Hydraulic Cylinders

	Quantity	Bore	Rod diameter	Stroke
Boom (4-Pillar canopy)	1	75 mm	45 mm	567 mm
Boom (Cab)	1	75 mm	45 mm	553 mm
Arm	1	65 mm	40 mm	549 mm
Bucket	1	55 mm	35 mm	437 mm
Blade	1	75 mm	45 mm	144 mm
Boom swing	1	75 mm	40 mm	415 mm

UPPERSTRUCTURE

Swing Device

The axial piston motor with planetary reduction gear is bathed in oil and the swing circle is single-row. The swing parking brake is of the spring-set/hydraulic-released disc type.

Swing speed	9.1 min ⁻¹ (rpm)
Swing torque	3.5 kNm (357 kgfm)

BUCKET AND ARM DIGGING FORCE

Arm length	1.17 m
Bucket digging force ISO	22.3 kN (2 270 kgf)
Bucket digging force SAE : PCSA	18.0 kN (1 830 kgf)
Arm crowd force ISO	15.2 kN (1 550 kgf)
Arm crowd force SAE : PCSA	14.3 kN (1 460 kgf)

BACKHOE ATTACHMENTS

Boom and arms are of welded, box-section design. A 2.10 m boom and 1.17 m arm are available.

Buckets

Capacity	Width		No. of teeth	Weight	Recommendation
	Without side cutters	With side cutters			Arm 1.17 m
ISO heaped					
0.07 m ³	400 mm	450 mm	3	61.0 kg	
0.08 m ³	450 mm	500 mm	3	64.0 kg	

Suitable for materials with density of 2 000 kg/m³ or less

UNDERCARRIAGE

Tracks

Tractor-type undercarriage. Welded track frame using selected materials. Side frame welded to track frame.

Numbers of Rollers on Each Side

Upper roller	1
Lower rollers	4

Travel Device

Each track driven by a 2-speed axial piston motor. Parking brake is of the spring-set/hydraulic-released disc type. Automatic transmission system: High-Low.

Travel speeds	High : 0 to 4.5 km/h Low : 0 to 2.9 km/h
---------------	---

Maximum traction force ... 20.1 kN (2 050 kgf)

Gradeability 47% (25 degree) continuous

SERVICE REFILL CAPACITIES

Fuel tank	34.0 L
Engine coolant	3.1 L
Engine oil	3.7 L
Travel device (each side)	0.6 L
Hydraulic system	39.0 L
Hydraulic oil tank	24.0 L

WEIGHTS AND GROUND PRESSURE

Operating Weight and Ground Pressure

4-PILLAR CANOPY

Including 2.10 m boom, 0.08 m³ bucket (ISO heaped) and extra piping.

Shoe type	Shoe width	Arm length	kg	kPa(kgf/cm ²)
Rubber shoe	300 mm	1.17 m	2 630 *	24.8 (0.25)

* Operating weight with fully serviced, +80 kg operator ISO 6016.

CAB

Including 2.10 m boom, 0.08 m³ bucket (ISO heaped) and extra piping.

Shoe type	Shoe width	Arm length	kg	kPa(kgf/cm ²)
Rubber shoe	300 mm	1.17 m	2 770 *	26.2 (0.27)

* Operating weight with fully serviced, +80 kg operator ISO 6016.

Operator's Cab

An independent spacious cab, 1 050 mm wide by 1 610 mm high, conforming to ISO* Standards. Reinforced glass windows on 4 sides for visibility. Front windows (upper and lower) can be opened.

* International Organization for Standardization

LIFTING CAPACITIES (Without bucket) AX26u

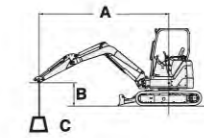
Notes: 1. Ratings are based on ISO 10567.

2. Lifting capacity does not exceed 75% of tipping load with the machine on firm, level ground or 87% full hydraulic capacity.

3. The load point is the center-line of the bucket pivot mounting pin on the arm.

4. *Indicates load limited by hydraulic capacity.

5. 0 m = Ground.



A: Load radius
B: Load point height
C: Lifting capacity

For lifting capacities, subtract bucket and quick hitch weight from lifting capacities without bucket.

AX26u-6A 4-Pillar Canopy Version, Blade above Ground

Rating over-front Rating over-side or 360 degrees Unit: 1 000 kg

Conditions	Load point height m	Load radius						At max. reach			
		1.0 m		2.0 m		3.0 m		meter			
		Rating over-front	Rating over-side or 360 degrees	Rating over-front	Rating over-side or 360 degrees	Rating over-front	Rating over-side or 360 degrees				
Boom 2.10 m Arm 1.17 m Counterweight 240 kg Rubber shoe 300 mm	2 1 0 (Ground) -1					0.55 0.52 0.94 0.95	0.41 0.38 0.65 0.66	0.50 0.36 0.50 0.37	0.37 0.34 0.36 0.45	0.28 0.25 0.26 0.33	3.83 3.98 3.80 3.24

AX26u-6A 4-Pillar Canopy Version, Blade on Ground

Rating over-front Rating over-side or 360 degrees Unit: 1 000 kg

Conditions	Load point height m	Load radius						At max. reach				
		1.0 m		2.0 m		3.0 m		meter				
		Rating over-front	Rating over-side or 360 degrees	Rating over-front	Rating over-side or 360 degrees	Rating over-front	Rating over-side or 360 degrees					
Boom 2.10 m Arm 1.17 m Counterweight 240 kg Rubber shoe 300 mm	2 1 0 (Ground) -1					*0.81 *1.06 *1.73 *1.88	0.41 0.38 0.65 0.66	*1.20 *1.20 0.65 0.66	0.36 0.36 0.36 0.37	*0.60 *0.63 *0.76 *0.91	0.28 0.25 0.26 0.33	3.83 3.98 3.80 3.24

AX26u-6A CAB Version, Blade above Ground

Rating over-front Rating over-side or 360 degrees Unit: 1 000 kg

Conditions	Load point height m	Load radius						At max. reach				
		1.0 m		2.0 m		3.0 m		meter				
		Rating over-front	Rating over-side or 360 degrees	Rating over-front	Rating over-side or 360 degrees	Rating over-front	Rating over-side or 360 degrees					
Boom 2.10 m Arm 1.17 m Counterweight 210 kg Rubber shoe 300 mm	2 1 0 (Ground) -1					0.65 0.61 1.11 1.12	0.49 0.46 0.78 0.79	0.59 0.44 0.78 0.79	0.44 0.41 0.44 0.45	0.43 0.31 0.43 0.54	0.32 0.31 0.32 0.41	3.83 3.98 3.80 3.24

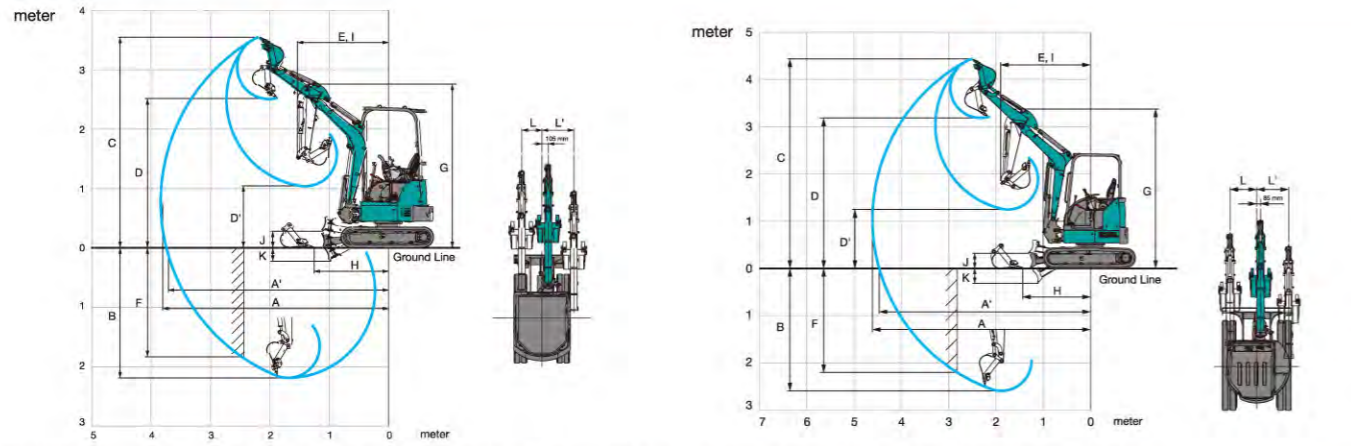
AX26u-6A CAB Version, Blade on Ground

Rating over-front Rating over-side or 360 degrees Unit: 1 000 kg

Conditions	Load point height m	Load radius						At max. reach				
		1.0 m		2.0 m		3.0 m		meter				
		Rating over-front	Rating over-side or 360 degrees	Rating over-front	Rating over-side or 360 degrees	Rating over-front	Rating over-side or 360 degrees					
Boom 2.10 m Arm 1.17 m Counterweight 210 kg Rubber shoe 300 mm	2 1 0 (Ground) -1					*0.81 *1.06 *1.73 *1.88	0.49 0.46 0.78 0.79	*1.20 *1.20 0.78 0.79	0.44 0.44 0.44 0.45	*0.60 *0.63 *0.76 *0.91	0.34 0.31 0.32 0.41	3.83 3.98 3.80 3.24

WORKING RANGES & DIMENSIONS

WORKING RANGES



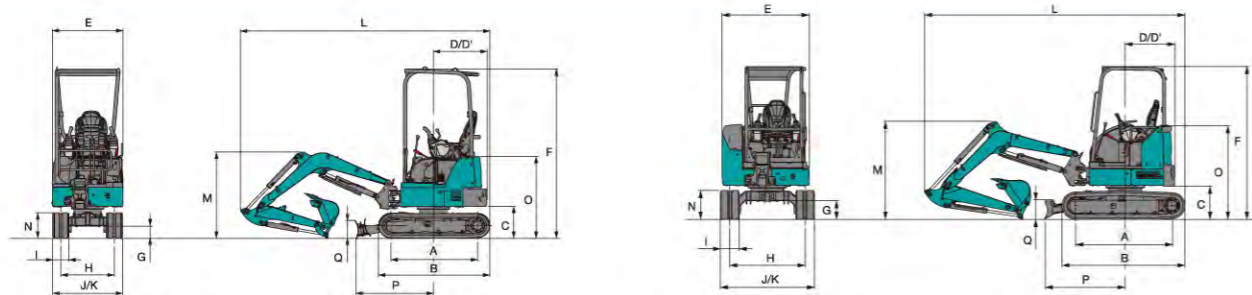
This illustration shows with 0.93 m arm, 0.044 m³ bucket and 230 mm rubber shoes and heavier counterweight 240 kg.

This illustration shows with 1.17 m arm, 0.08 m³ bucket and 300 mm rubber shoes.

Unit: mm

	AX17u-6A		AX26u-6A	
	Arm 0.93 m		Arm 1.17 m	
	3-Pillar Canopy	4-Pillar Canopy	Cab	
A Max. digging reach	3 810		4 630	
A' Max. digging reach (on ground)	3 720		4 490	
B Max. digging depth	2 190		2 590	
C Max. cutting height	3 540	4 450		4 280
D Max. dumping height	2 510	3 190		3 040
D' Min. dumping height	1 040	1 250		1 160
E Min. swing radius	1 530	1 920		2 010
F Max. vertical wall digging depth	1 840		2 200	
G Front height at Min. swing radius	2 770	3 380		3 290
H Min. level crowding distance	1 230		1 480	
I Working radius at Min. swing radius (Max. boom-swing angle)	1 060	1 280		1 300
J Blade bottom highest position above ground	285		320	
K Blade bottom lowest position above ground	225		315	
L/L' Offset distance	355 / 555		555 / 700	
Max. boom-swing angle (deg.)	70 / 50		70 / 60	

DIMENSIONS



This illustration shows with 0.93 m arm, 0.044 m³ bucket and 230 mm rubber shoes and heavier counterweight 240 kg.

This illustration shows with 1.17 m arm, 0.08 m³ bucket and 300 mm rubber shoes.

Unit: mm

	AX17u-6A		AX26u-6A	
	3-Pillar Canopy	4-Pillar Canopy	Cab	
A Distance between tumblers	1 210		1 530	
B Undercarriage length	1 570		1 960	
C Counterweight clearance	450		530	
D Rear-end swing radius	755 (680)		795	
D' Rear-end length	755 (680)		795	
E Overall width of upperstructure	990	1 390		1 420
F Overall height of cab	2 380		2 430	
G Min. ground clearance	165		300	
H Track gauge (Retract / Extend)	750 / 1 050		1 200	
I Track shoe width	230		300	
J Undercarriage (Blade) width (Retract / Extend)	980 / 1 280		1 500	
K Overall width (Retract / Extend)	990 / 1 280		1 500	
L Overall length	3 500		4 160	
M Overall height of boom	1 210		1 570	
N Track height	370		465	
O Engine cover-height	1 150	1 490		1 470
P Horizontal distance to blade	1 090		1 280	
Q Blade height	260		320	

Data in () are dimensions of counterweight 120 kg.

EQUIPMENT

AX17u

Standard and optional equipment may vary by country, so please consult your Hokuetsu dealer for details.

● : Standard equipment ○ : Optional equipment

ENGINE

Air cleaner double filters	○
Cartridge-type engine oil filter	●
Dust-proof indoor net	○
Fuel main filter	●
Radiator reserve tank	●
Water-separator for engine fuel	●

HYDRAULIC SYSTEM

Full-flow filter	●
Hydraulic pilot type control levers	●
Overload relief valve	○
Pilot control shut-off lever with neutral engine start system	●
Pilot filter	●
Suction filter	●
Swing parking brake	●
Travel parking brake	●
Two-speed travel system	●
Valve for extra piping	●

* Hokuetsu Industries Co.,Ltd. cannot be held liable for theft, any system will just minimize the risk of theft.

3-PILLAR CANOPY

Anti-slip plate	●
Arm rests	○
Drink holder	●
Electric horn	●
Floor mat	●
ROPS/OPG canopy	●
Seat belt	●
Spare power supply	○
Suspension seat	○

UPPER STRUCTURE

Counterweight 120 kg	○
Heavier counterweight 240 kg	○
Travel motion alarm	○

UNDERCARRIAGE

Retractable undercarriage	●
Rubber shoe 230 mm	●

FRONT ATTACHMENTS

Arm 0.93 m	●
Boom 1.82 m	●
Extra piping	○
HN bushing	●

MISCELLANEOUS

Theft deterrent system*	○
-------------------------	---

AX26u

Standard and optional equipment may vary by country, so please consult your Hokuetsu dealer for details.

● : Standard equipment ○ : Optional equipment

ENGINE

Air cleaner double filters	○
Cartridge-type engine oil filter	●
Dust-proof indoor net	○
Fuel main filter	●
Radiator reserve tank	●
Water-separator for engine fuel	●

HYDRAULIC SYSTEM

Full-flow filter	●
Hydraulic pilot type control levers	●
Overload relief valve	○
Pilot control shut-off lever with neutral engine start system	●
Pilot filter	●
Suction filter	●
Swing parking brake	●
Travel parking brake	●
Two-speed travel system with auto kickdown	●
Valve for extra piping	●

4-PILLAR CANOPY

Anti-slip plate	●
Arm rests	○
Drink holder	●
Electric horn	●
Floor mat	●
ROPS/OPG canopy	●
Seat belt	●
Spare power supply	○
Suspension seat	○

CAB

AM/FM radio	○
Anti-slip plate	●
Arm rests	○
Defroster	●
Drink holder	●
Electric horn	○
Floor mat	●
Heater	○
ROPS/OPG cab	●
Seat belt	●
Spare power supply	○
Suspension seat	○
Window washer	●
Wiper	●

UPPER STRUCTURE

Auxiliary function lever (AFL)	○
Auxiliary overload relief valve	○
Counterweight (cab) 210 kg	○
Counterweight (4-pillar canopy) 240 kg	○
Pilot accumulator	○
Travel motion alarm	○

UNDERCARRIAGE

Retractable undercarriage	●
Rubber shoe 300 mm	●

FRONT ATTACHMENTS

Arm 1.17 m	●
Boom 2.10 m	●
Extra piping	○
HN bushing	●

MISCELLANEOUS

Theft deterrent system*	○
-------------------------	---

* Hokuetsu Industries Co.,Ltd. cannot be held liable for theft, any system will just minimize the risk of theft.