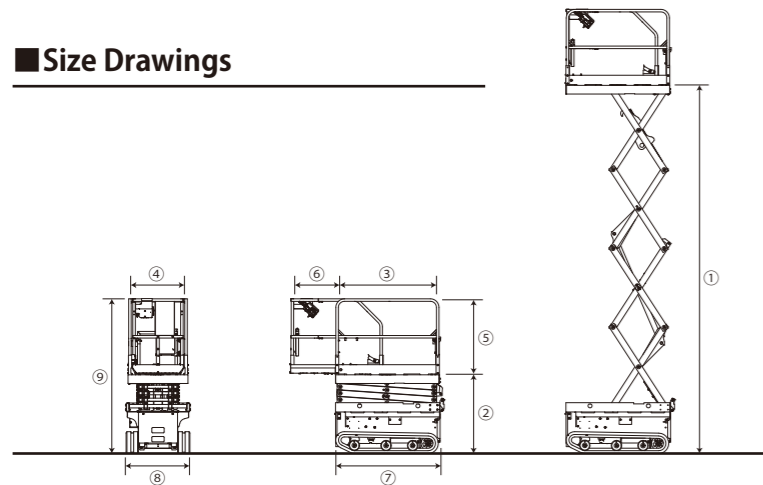


## Specifications

Model		ENCL038SE-4	ENCL045SE-4	ENCL061SE-4	ENCL068SE-4
Name		Scissors lifter crawler-type aerial work platform			
<b>Work platform</b>					
①Max. height above ground	mm	3,800	4,500	6,100	6,800
②Min. height above ground	mm	960		1,100	
Internal dimensions	③Total Length	mm	1,200		1,900
	④Total width	mm	645		885
	⑤Total height	mm	1,030 <sup>**2</sup> /1,130 <sup>**3</sup>		
⑥Expansion platform slide length	mm	550		900	
Number of person	Indoor	2	1		2
	Outdoor		1		1
Max. load	kg	200		250	
Max. load when platform is extended	kg	115		125	
<b>Scissors lift</b>					
Model		4-stage X-type pantographs with one end fixed			
Lifting speed (up/down) <sup>**1</sup>	sec	20/21	24/25	30/25	34/27
<b>Travel motor</b>					
Drive type		DC motor			
Travel speed <sup>**4</sup>	km/h	0~2.0			
Gradeability	deg	14		15	
Min. turning radius		Turning on the spot			
<b>Power supply</b>					
Input power supply	V	Single-phase AC100 ~ 240			
Battery voltage	V	DC24			
Battery capacity (5 hour rate)	Ah	100		200	
Charger		Delta-Q IC650			
Battery		EB100×2		EB100×4	
<b>Vehicle specifications</b>					
⑦Total length	mm	1,335		2,070	
⑧Total width	mm	830		990	
⑨Total height	mm	1,990 <sup>**2</sup> /2,090 <sup>**3</sup>		2,130 <sup>**2</sup> /2,230 <sup>**3</sup>	
Machine weight	kg	940	1,480		1,680

<sup>\*\*1</sup> Value at maximum load. <sup>\*\*2</sup> ISO standard compliant. <sup>\*\*3</sup> ANSI standard compliant. <sup>\*\*4</sup> Maximum load capacity when work platform stowed.

## Size Drawings



## Safety Devices

- Incline angle restriction devices  
(Travel restriction, Lifting restriction)
- Sudden drop prevention device
- Travel and lifting warning device
- Overload restriction device
- Emergency stop device (Emergency stop button)
- Emergency lowering device
- Lever guard
- NEW**  Entrapment prevention device (Option)
- NEW**  Fall prevention device (Option)

### Important information about safety

- Only trained and authorized personnel shall be permitted to operate this machine.
- Follow the instructions in the manual and use the machine safely.
- This machine shall be operated and maintained under local laws and regulations.
- In order to prevent failures and accidents, be sure to perform daily inspections and regular inspections.

- This catalog is current as of January 2023. Be aware that the specifications, appearance, and other details may be changed without notice.
- For reasons related to printing, the paint colors seen here may differ from the actual products.

**AIRMAN** is a registered trademark of Hokuetsu Industries Co., Ltd.

OUT HEAD OFFICE AND PLANT ARE CERTIFIED TO BOTH ISO 9001 AND ISO 14001.



Nigata plant:  
Shimo Aozu,  
Tsubame-city,  
Niigata-prefecture,  
Japan



## HOKUETSU INDUSTRIES CO., LTD.

8th Floor Shinjuku San-Ei Bldg. 22-2 Nishi-Shinjuku 1-Chome, Shinjuku-ku,  
Tokyo 160-0023 Japan  
Tel: 81-3348-7281 Fax: 81-3-3348-7289  
E-mail: [airman.oversea@airman.co.jp](mailto:airman.oversea@airman.co.jp)  
<https://www.airman.co.jp>

### AIRMAN ASIA SDN. BHD.

Suite A-8-2, level 8, Block A, Sky Park @ One City,  
Jalan USJ 25/1, 47650 Subang Jaya, Selangor, Malaysia  
Tel: 60-3-5036-7228 Fax: 60-3-5036-7226  
E-mail: [sales@airman-asia.com](mailto:sales@airman-asia.com)  
<https://airman-asia.com>

### HOKUETSU INDUSTRIES EUROPE B.V.

Aalsmeerderdijk 156, 1438 AX Oude Meer, The Netherlands  
Tel: 31-20-6462636 Fax: 31-20-6462191  
E-mail: [info@hokuetsu.nl](mailto:info@hokuetsu.nl)  
<https://www.hokuetsu.eu>

### AIRMAN USA CORPORATION

95 International PKWY, Suite 100, Adairsville, 30103 GA USA  
Tel: 1-678-800-7070 Fax: 1-770-769-4335  
<https://airman-usa.com>

No.3 ENCL-SE-4 EN 23-01

## Aerial work platform

### ENCL Series

**AIRMAN**<sup>®</sup>

Can turn on the spot.  
Ideal for narrow spaces.  
**Crawler Type**

# Full range of safety equipment !

Higher functionality, Greater Convenience, More safety & with More Options!

## Scissor Lift Aerial Work Platform - Crawler Type

# ENCL Series

Maximum height: 3.8m / 4.5m / 6.1m / 6.8m



ENCL045SE

ENCL061SE

### Wheel Type

## New Model Lineup

Maximum height:  
3.8m / 4.5m / 5.8m

ENTL038SE-4  
ENTL045SE-4  
ENTL058SE-4




**HOKUETSU INDUSTRIES CO., LTD.**

Bringing you additional (+) value through Functionally, Convenience, and Safety

# SMART & SAFETY

PLUS

Based on the feedback from our customers this new model incorporates further additions (+) to improve Aerial Work Platforms. Developed to meet even higher expectations for improved Functionality, Convenience, and Safety, this is the AIRMAN proposal to work "SMART & SAFE".



## Key Features

Convenient repositioning while operating from the ground + Functionally + Convenience

### Single Lever Control

A single lever controller possible to steer the platform with just one hand. In addition, the control panel can be easily removed to operate from the ground for additional convenience. Ideal for passing through sloping areas or low doorways.



Removeable Single lever controller

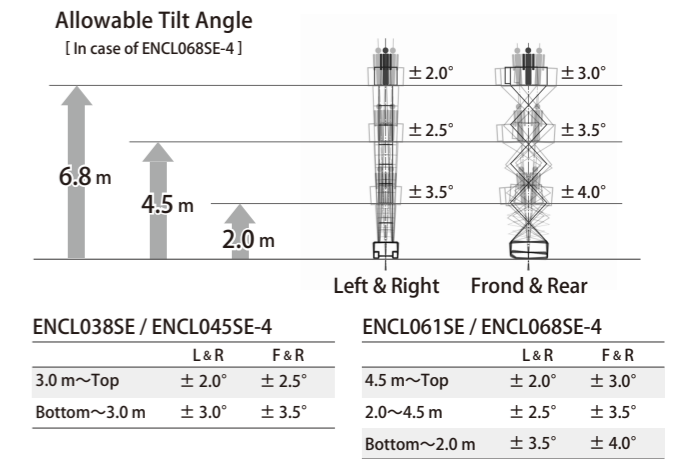
Single lever controller: Patent pending



Automatically switch the allowable tilt angle + Functionally + Convenience

### L Control System

The allowable tilt angle is automatically switched according to the platform height, and it results in greatly expanding the range of use on sloping ground.



Can be used both indoors and outdoors + Functionally + Convenience

### Two Person Operation and Outdoor Use

Two person operation is now possible  
When used indoors, the number of occupants is now two.

Can be used outdoors  
It can now withstand a wind load of 12.5 m/s, as specified in the ANSI standard, allowing it to be used outdoors.


Able to drive when platform is raised  
Reduces frequent ascents and descents to increase work efficiency.

	ENCL038SE	ENCL045SE	ENCL061SE	ENCL068SE
2 Workers (indoors)	○	—	○	○
Outdoor	○	○	○	○
Run when climbing	—	—	○	○

Extend the platform while standing + Functionally + Convenience

### Slide Deck Extension Release Pedal

Sliding decks from conventional models require a hand release that can now be easily performed using the lock release pedal, all without reaching down. The platform can quickly and easily be extended and retracted.



The Slide Deck Extension Release Pedal is capable of unlocking the platform without the user bending.



Forklift pockets in either orientation for easy loading + Convenience

### Additional Front-to-Back Forklift Pockets

Easily move the platform via crane using the lifting eye in the center, the side forklift pockets, or the newly added front-to-back forklift pockets. The additional pockets allow the unit to be lifted using a forklift from any direction.



Newly added front-to-back forklift pockets (Carrying image)



Front-to-back forklift pockets (Carrying image)



Single point hoisting via the center lifting eye (Option) (Loading image)


## Full Range of Safety Features

Safety support device Factory options

Prevent ceiling entrapment accidents + Higher functionality + More safety

### Entrapment Prevention Feature

When the laser sensor detects an obstruction when raising the platform, a buzzer will sound, and the platform is automatically stopped.




- Detect collisions
- The detection sensor covers directly above the work platform.

※ This equipment is an option for manufacturing. ※Image is only an illustration.

Prevent drops and falls + Higher functionality + More safety

### Drop Prevention Feature

If the platform detects an obstruction between the crawler and the ground while moving in that direction, a buzzer will sound, and the unit will automatically stop.



- Detect ground level
- Sensors are installed at all 4 corners of the platform.

※ This equipment is an option for manufacturing. ※Image is only an illustration.